



Signature

ROOFING BY DESIGN

Colour featured: ARABICA



BUILDING PRODUCTS OF CANADA CORP.

SINCE 1905





Signature

ROOFING BY DESIGN

Our **Signature** shingles perfectly balance performance, lifestyle and individuality to satisfy every homeowner's need.

They are the culmination of years of research and development in roofing technology and colour science to not only meet but exceed the highest standards of excellence.

Bringing innovation and creativity to new heights, these one-of-a-kind shingles are designed to resist the worst weather. They also deliver a versatile range of beautiful and natural colours that will complement any home. No wonder we put our **Signature** on it.



PERFORMANCE YOU EXPECT

SUPERIOR WIND RESISTANCE

Signature shingles ensure superior protection against blow-offs and wind-driven rain thanks to their high resistance to nail pull-through and their innovative **Weather-Tite® Plus Technology** featuring the Hurricane Band. Signature is even protected by a 220 km/h wind warranty.



PROVEN PROTECTION

Signature provides long-term protection and peace of mind against the elements while allowing you to pay attention to the important things in life. Its robust construction features an **FM 4473 Class 3 Impact Resistance** and is backed by a limited Lifetime Warranty.





Colour featured: TOSCANA

SPECIFICATIONS

| DIMENSIONS (APPROX.) | EXPOSURE | COVERAGE / BUNDLE | INSTALLATION | APPLICABLE STANDARDS | WARRANTY PERIOD (YEARS)* | WIND PROTECTION** |
|-------------------------------------|----------------|------------------------------------------------|----------------------------------------------------------------------------------|--------------------------------------------------------------------------------------------------------------------------------------------------------------------------------------------------------------------------------------------------|--------------------------------|----------------------------------------------------------------------------------------------------------------------------------------------------------------------------|
| 42" × 14" (1 067 mm × 356 mm) | 6" (152 mm) | 32.9 ft ² (3.06 m ²) | Standard slope: ≥ 1:3 (4/12) Low Slope: ≥ 1:6 (2/12) à < 1:3 (4/12) | FM 4473 Class 3 Impact Resistance CSA A123.5, CSA A123.51, CSA A123.52 ASTM D3462, ASTM D3018, ASTM D7158 – Class H, ASTM D3161 – Class F UL 790 Fire Resistance A CAN/ULC S107, and ASTM E108 Fire Resistance Class A | Lifetime Limited | Standard Application ¹ : 220 km/h (135 mph) 1. Standard Wind Warranty applies when shingles are installed using standard application method. |

* Please refer to warranty guide for complete details. • ** Please refer to application instructions for more information.

Note: MONT-BLANC Hip and Ridge match perfectly with the Signature shingles.




MESQUITE



CUMIN



FJORD



DUBLIN

Chroma[®]
COLOUR LAB

ARABICA



SOHO



Colour featured: SOHO



CORTINA



NEWPORT

NATURAL BEAUTY

Constantly on the lookout for the latest trends, we created the **CHROMA® Colour Lab** to design products worthy of your aspirations. A place where creativity meets ingenuity, this cutting-edge lab is where our master colourists combine their expertise and harness the latest technological advances in granule application.

The result? Twelve exclusive colour blends that deliver a modern interpretation on traditional shingle tints. This collection is not only beautiful and timeless: it is specially designed to complement all types of homes and exterior finishes.



CRIOLLO



QUINOA



MUSKOKA



TOSCANA






PRO
FUSIO

Colour featured: KIPAWA

UNIQUE EXPRESSION

ProFusio™ is a tool unique to BP, created by our industry-leading CHROMA® Colour Lab. By blending various colours of **Signature** shingles, we created new and highly customized roofing colours that will express your unique sense of style. Put your own **Signature** on your home and roof.



Roofing like you've never seen before! By alternating two colours of **Signature** shingles over successive rows, a third colour is created for a complementary or contrasting visual effect.





MESQUITE

Every pit master has his or her special spice blend to elevate their barbecue creations. A mix of **MESQUITE**, brown sugar, paprika and other special ingredients, a typical spice rub is an intricate combination of brown with just a hint of orange.

Inspiration

Pairing MESQUITE with exterior finishes in natural colours such as **EARTHY BROWN**, **BEIGE** or **SAND** instantly creates a soothing, timeless atmosphere.

The copper tones of this shingle blend perfectly with earthy, natural colours, creating a visual balance that inspires serenity.



Ambiance

MESQUITE, with its blend of copper and dark grey, goes beautifully with neutral exterior finishes in shades ranging from **COPPER** to **BURGUNDY** — two colours that will highlight the rich nuances of this spectacular shingle.

The coppery tones of both complement each other perfectly to create a warm, welcoming atmosphere.

Harmony

The combination of copper and dark grey that makes this shingle so appealing pairs perfectly with **RED BRICK** or **GREY BRICK**.

The vibrant hues of red brick will add a sophisticated touch, while the more neutral profile of grey brick will create an elegant, soothing ambiance.

To add a note of freshness and dynamism, consider incorporating green, blue or grey accents.






CUMIN

Historically, **CUMIN** has been celebrated as one of the most popular and distinctive spices in the world, native to Southwest Asia, the Middle East and Mediterranean Europe. With its neutral palette, **CUMIN** features an impressive depth of colour ranging from intense black to white, grey and brown.

Inspiration

CUMIN, with its deep black hue and hint of brown, pairs perfectly with **PALE WOOD** exterior finishes. The sharp contrast will highlight both the richness of the shingles and the softness of the wood.


Add black and grey accents to this already elegant look to give your home exterior all the depth and sophistication you seek.



Ambiance

CUMIN provides a perfect match for exterior finishes in **RED BRICK**. Its deep black hue enhances the rich, warm character of brick to give homes a warm, modern aesthetic.




For a dramatic look and feel, a few outdoor decor touches in black and grey will deliver even greater curb appeal.



Harmony

CUMIN blends perfectly with **BLACK** or **WHITE**. Paired with black exterior finishes, it creates a dramatic and captivating stylishness, while white finishes offer a marked contrast and visual balance that draw the eye.

Both combinations are guaranteed to create a chic, timeless ambiance.





FJORD

This lighter grey is inspired by the Nordic Scandinavian landscape which has been slowly shaped by the movement of ice over centuries. The result is a beautiful and complex mix of lighter and darker greys with a weathered brown undertone.

Inspiration

FJORD with its mix of grey and white, goes perfectly with finishes in neutral tones such as **WHITE**, **BEIGE** or **GREY**. They also contrast beautifully with exteriors featuring bright colour accents in yellow, red or orange.

Choose any of these winning combinations to give your property a bold, modern and dynamic look.



Ambiance

The perfect marriage of grey and white, FJORD adds a touch of sophistication and modernity to any exterior. Combined with **DARK GREY** finishes, it creates a subtle, sophisticated monochrome.

For a strong contrast, simply match it with **WHITE**, an unbeatable combination that provides an attractive visual balance.

Whatever the pairing, FJORD's subtle texture will enhance the architectural style of your home.

Harmony

With its different shades of grey that blend in with any decor, FJORD has a knack for matching perfectly with exteriors in tones of **GREY**, **BLACK** or **NATURAL WOOD**.

The contrast between FJORD's grey-white palette and black finishes will create a modern impact every time. Combined with the natural tones of wood, it provides an enveloping, welcoming style.







DUBLIN

DUBLIN is the largest city in Ireland and a world-renowned capital whose origins date back to the 9th century. In the older parts of the city and along the river Liffey, where castles, bridges and monuments abound, the stonework of weathered grey reflects this long history.

Inspiration

The copper and grey tones of our DUBLIN shingles are perfectly suited to **GREY** homes. Based on the intensity of your grey exterior, DUBLIN can serve to create a subtle pairing or a sharper contrast.

It's also the ideal choice with **REDDISH WOODS** that beautifully echo DUBLIN's palette.



Ambiance

GREY STONE, with its natural, subtle tones, is a perfect match for DUBLIN's grey nuances.

Conversely, the neutral, soothing personality of **SAND** tones creates a happy contrast with these shingles' copper highlights, whose versatility will also complement the warm, earthy texture of **BROWN BRICK** exteriors.

Harmony

DUBLIN's copper tones will complement all neutral palettes in **MEDIUM GREY**, adding depth and sophistication to any exterior.

For a warmer, more natural look, Dublin can pair beautifully with **DARK BROWN** exterior finishes, or harmonize with **BLUE** to create a bright, refreshing look.





ARABICA

A favourite with coffee lovers, **ARABICA** coffee beans are grown in regions of high altitude in South America, Central America, and parts of Africa. The rich colour of freshly roasted **ARABICA** coffee beans is made of various brown tones together with a hint of grey, for a sophisticated neutral brown with global appeal.

Inspiration

The brown colour and dark grey nuances of **ARABICA** work perfectly with **WHITE**, **NATURAL BEIGE** or **DARK BROWN** finishes. Against a white background, it adds a touch of elegance and sophistication.

Combined with dark brown siding, it creates a monochrome look with a peaceful aesthetic.




Ambiance


ARABICA will also be enhanced by exterior finishes in **TAUPE** or **MEDIUM GREY**.

The shingle's mix of brown and dark grey complements neutral colours to create a modern, chic look every time.

Harmony

Paired with **DARK WOOD** finishes, **ARABICA** creates a warm, genuine ambiance. For a contemporary look, match it with **GREY NATURAL STONE**, where the brown shingle will blend elegantly with the neutral hue and texture of the stone.





SOHO


SOHO — which means South of Houston Street — is a trendy neighbourhood in Lower Manhattan, in the heart of New York City. With its luminous lofts, boutiques and art galleries, it is home to numerous artists who prize its many streets paved with Belgian blocks in a beautiful patina of grey, brown and black.

Inspiration

Combining SOHO with **BROWN** or **BLACK** finishes creates a subtle and elegant contrast. Warm brown tones will blend perfectly with the grey shades in SOHO, creating a captivating visual dimension.

With black exteriors, the impact will be more modern. In both cases, SOHO's subtle details will be highlighted, resulting in a highly contemporary look.

For a bright, contrasting touch, the addition of white or burgundy will be very attractive.



Ambiance

SOHO, with its mix of browns, dark greys and pale greys, goes well with exterior finishes in **DARK GREY**, **LIGHT GREY** or **BLACK**. The dark grey tones of the shingles will blend elegantly with dark grey or black exteriors, creating a refined aesthetic.


SOHO can also be combined with light grey finishes, for added contrast and a soothing ambiance.

Harmony

Combining SOHO with finishes in different shades of **DARK WOOD** will give your outdoor space a warm, natural feel.

The brown tones of the shingles blend perfectly with the deep, rich hues of dark wood to create a welcoming, timeless atmosphere.

This combination will highlight both SOHO's tones and texture, providing every exterior with a rich, nuanced aesthetic.





NEWPORT

NEWPORT is seaside New England at its best and a summer resort destination known for its historic mansions and rich sailing history. The city's nautical past is reflected in its architecture which forms a mosaic of light grey, brown and blue.

Inspiration

NEWPORT, with its shades of white, black, grey and blue, goes well with **WHITE, BLACK** or **GREY** finishes. A white exterior will bring out the beauty of these shingles, while giving your home a bright, modern look.

Combined with black, NEWPORT offers a subtle contrast and sophisticated styling. For a monochromatic look, pairing it with **PALE GREY** exteriors is an excellent choice that will delight lovers of modernity and elegance.



Ambiance


The colours of NEWPORT offer great flexibility and can be matched with several finishing materials in the same shades of **WHITE**, **GREY** or **BLUE**. Don't hesitate to enhance your exterior with blue or yellow accessories for added impact.

Whether you're looking for colour harmony or visual contrast, NEWPORT will add depth and visual balance to the look of your home.

Harmony

With its multi-hued palette, NEWPORT complements **BLUE GREY**, **IVORY** and **NATURAL WOOD** exterior finishes. With blue grey, it creates a soothing, contemporary look. Harmonized with ivory, it offers a classic, luminous look.

Combined with natural wood, it blends nature and modernity. Whatever your home's architectural style, NEWPORT will personalize your exterior with its uniquely refined touch.





CORTINA

CORTINA d'Ampezzo is a town in the heart of the Italian Alps, best known as a trendy ski resort that hosted the 1956 Winter Olympics. Considered one of the crown jewels of the Alps, the mountains which tower over the town are covered in conifers and snow, providing an attractive vista mixing various greys with a hint of brown.

Inspiration

With its mix of greys, browns and whites, CORTINA is the perfect match for exterior finishes in **WHITE**, **BROWN** accents or **GREY NATURAL STONE**. The way CORTINA complements these colours will enhance any home, whatever the architectural style.



Ambiance

CORTINA's subtle tonalities of grey-brown and white complement the different shades of grey found in materials like **STONE**, **WOOD** and **CONCRETE**.

Combining the two will also help to accentuate the depth and visual interest of any exterior where **GREY** dominates.



Harmony

CORTINA blends elegantly with **BEIGE** and **NATURAL WOOD** exterior finishes. Its neutral palette of grey, brown and white echoes the softness of these materials to create a welcoming traditional look.

Combined with natural wood, CORTINA adds a timeless, soothing touch.





CRIOLLO

CRIOLLO is one of the rarest types of cocoa found in nature. It is believed to originate in Peru's Amazonas region, known for its tropical cloud forests and ancient ruins. The pods of the **CRIOLLO** cocoa beans are a beautiful deep grey with warm brown undertones.

Inspiration

CRIOLLO's dark grey is a popular choice to enhance exterior finishes in **BLACK, GOLDEN WOOD** or **BLOND WOOD**.

By providing sharp contrast, CRIOLLO brings out the warmth of golden wood, creates a perfect pairing with blond wood or amplifies the modern elegance of black — with all three of these inspiring combinations adding stylish refinement to any home.



Ambiance

With its deep, rich grey, CRIOLLO blends beautifully with exterior finishes in the same **DARK GREY**. The use of grey-on-grey monochrome adds architectural depth, creates a soothing ambiance and offers a subtle yet striking aesthetic.

For an invigorating contrast, simply add yellow, orange or blue accessories to suit your taste.

Harmony

CRIOLLO is the perfect fit for any exterior finish in **WHITE, GREY** or **GREY STONE**. The sharp contrast with a white wall creates an elegant, contemporary look, while a monochrome pairing with brick or stone will increase cohesion and sophistication.





QUINOA

One of the new stars of our healthy lifestyle, **QUINOA** comes from a flowery plant which originated in South America. It is found in a variety of brown colours ranging from light beige to almost black that reveal its wholesome qualities at first glance.

Inspiration

QUINOA is characterized by its neutral palette in brown and beige tones enhanced with a light touch of grey. They blend harmoniously with **BEIGE BRICK**, **NATURAL WOOD** and **IVORY** finishes.

QUINOA's brown hue creates a pleasing balance with beige and ivory, adding a touch of warmth. It will bring out the best in wood for a beautifully natural ambiance.



Ambiance

QUINOA goes perfectly with **GREY**, **BROWN**, **BEIGE** or **OLIVE GREEN** exteriors. It will create a modern contrast with grey, while adding depth to brown exteriors and softness to beige coverings.

For a natural, serene atmosphere, pair QUINOA with olive-green homes.

Harmony

QUINOA goes perfectly with **WHITE**, **DARK WOOD** or **BEIGE** exteriors. Combined with white finishes, it creates a striking, modern contrast that will bring out its brown and beige tones in spectacular fashion.

These same brown tones can be combined with dark wood for added depth and richness.

Finally, QUINOA's palette works perfectly with the greige of brick, creating a discreet visual harmony.





MUSKOKA

The **MUSKOKA** region of Central Ontario is a popular Canadian summer holiday destination characterized by numerous lakes and bountiful forests. Referred to as “cottage country,” it offers endless views and a natural mixture of greens and browns gracing the whole countryside.

Inspiration

MUSKOKA's warm, earthy tones can be combined with **DARK WOOD** or **COPPER BRICK** to create a warm, timeless atmosphere.

Combined with lighter colours such as **WHITE**, the natural tone of these shingles creates a fresh, modern look.



Ambiance

With its fusion of green and brown enhanced by a touch of grey, MUSKOKA also looks great with exteriors in shades of **GREY**.

Lighter greys will provide a more subtle contrast, while darker greys will give an attractive reverse effect.

Harmony

Use MUSKOKA to set off your home dressed in shades of **IVORY**, **YELLOW** or **GREEN**. Rather neutral, ivory will provide a nice contrast with the natural tones of MUSKOKA.

Yellow exteriors, on the other hand, will create a striking visual contrast. MUSKOKA's green palette will go beautifully with homes in shades of green.






TOSCANA

As the birthplace of the Renaissance, Tuscany is known for its landscapes, history, and influence on Italian culture. The Tuscan landscape is dressed in a beautiful coppery brown which serves as the backdrop for the colourful bounty of its farms and vineyards.

Inspiration

TOSCANA goes perfectly with any **DARK GREY**, **WHITE** or **DARK WOOD** siding. Its dramatic copper tones are instantly enhanced by dark grey.

Pair it with white exteriors to create a fresh, modern contrast, or with dark wood for a natural and welcoming aesthetic.




Ambiance

The copper tint of TOSCANA pairs perfectly with **RED BRICK** siding, pale blue accents or an **IVORY** background.

Depending on your choice of combination, it will provide either a timeless contrast or a breathtaking ambiance, with warm, elegant styling every time.

Harmony

TOSCANA will also complement **PALE GREY** or **WHITE** siding, beautifully enhanced by its contrasting copper tones. Pale grey creates a soft, soothing effect, while white exudes a luminous, timeless quality.




Signature

MORE INSPIRATION

To help you choose the style and colour that best suit your home and personal taste, we offer a free and easy-to-use visualization tool. Visit bpcan.com/visualizer.

With so many styles and colours to choose from, your **Signature** home is just one step away!







PRINTED IN CANADA / 09-2023 / SIGNATURE EAST

Due to limitations of the printing process, actual shingle colours could be different from the photos.
It is recommended that you view a full size shingle before making a final colour selection.

BPCAN.COM

