

Featured product: **Manoir** shingles in **Bavaria**



PROUDLY MADE IN CANADA

ROOFING GUIDE

COMPLETE COLLECTION | **EAST**



BUILDING PRODUCTS OF CANADA CORP.

SINCE 1905



YOUR CHOICE



SINCE 1905

PERFORMANCE • INTEGRITY • INNOVATION • QUALITY • SERVICE

As a leader in the building materials industry, Building Products of Canada has contributed to the construction and renovation of thousands of homes and buildings across Canada. Our roots go deep and we pride ourselves in honouring traditions such as quality craftsmanship, establishing meaningful relationships, and providing unparalleled service.

Whether you distribute, install, or use our products, we are committed to providing you with nothing but high-quality products and service, so that we can truly be **YOUR CHOICE**.



CHROMATM COLOUR LAB



SHOWING OUR TRUE COLOURS

Constantly on the lookout for the latest trends, we have created the **CHROMA™ Colour Lab** to offer our customers products that are worthy of their aspirations. A place where creativity meets ingenuity, the **CHROMA™ Colour Lab** is where our master colourists combine their expertise with the latest technological advances in granule application to create sophisticated yet natural blends that complement today's upscale exterior finishes.


The result? Unique, sophisticated blends that replicate the traditional stone they are inspired by with unparalleled realism.

WIND OF CHANGE

Our patented **WEATHER-TITE® TECHNOLOGY** has been an industry standard for a decade, but have you ever stopped and wondered why it is such an important feature? The reason is quite simple: nails may fix the shingles down, but it's the sealant that keeps them in place in the long run.

When the exposed portion of a shingle is lifted by the wind, the sealant can be contaminated by dust and other impurities thus preventing the shingle from sealing properly. Wind then moves up the roof and lifts the exposed part of the shingle, making it curl. Once released from the wind, the shingle will remain slightly deformed, which will also hinder its ability to seal. Only properly sealed shingles can protect your home from water infiltration.

SHINGLE BACK



The dotted **HURRICANE BAND®** is the primary wind protection component. Placed at the edge of the exposure ensuring the shingle remains in place over its lifetime.

The solid **WEATHER-TITE® BAND** is a second sealant strip which prevents water infiltration caused by wind-driven rain in addition to providing another level of protection against wind blow-off.

SUPERIOR RESISTANCE AND PROTECTION AGAINST:

- 1 WIND BLOW-OFF
- 2 WIND-DRIVEN RAIN
- 3 WATER INFILTRATION
- 4 SURFACE UPLIFT





BP Canada's **Dakota, Everest, Mystique, and Vanguard** shingles all feature our exclusive Weather-Tite® technology. This patented breakthrough technology has been proven to hold its own against the elements while delivering superior protection against water infiltration.



WEATHER-TITE® PLUS - OR WHY SEALANT MATTERS

Surface uplift can leave shingles deformed and prevent them from properly sealing. Water, dust, and debris that find their way across a sealant strip can also render the seal ineffective. In both instances, the shingle is left exposed to wind-driven, water infiltration and wind blow-off. That is why it is crucial that the adhesive seals off quickly after the installation.

With that in mind, our research and development team worked on ways to optimize the efficiency of the adhesive on our shingles.

The result? **Weather-Tite® Plus**. By improving upon the sealant itself and the way it is applied on the shingles, we were able to develop a sealing mechanism so efficient that it allows us to offer standard protection against winds of up to 220 km/h on all the shingles it is applied on, such as Manoir – no special installation method required!



220 km/h corresponds to wind speed found in a Category 4 Hurricane

YOUR ULTIMATE PROTECTION AGAINST WIND BLOW-OFF

WIND WARRANTIES

| | STANDARD Installation Method | HIGH-WIND Installation Method* | |
|----------|---------------------------------|-----------------------------------|--|
| MANOIR | 220 km/h ► 135 mph | NOT APPLICABLE | |
| VANGARD | 180 km/h ► 110 mph | 220 km/h ► 135 mph | |
| EVEREST | 180 km/h ► 110 mph | 220 km/h ► 135 mph | |
| MYSTIQUE | 180 km/h ► 110 mph | 220 km/h ► 135 mph | |
| DAKOTA | 180 km/h ► 110 mph | 200 km/h ► 125 mph | |

* High-wind installation method must be followed for high-wind warranty to apply.

IMPACT RESISTANCE



| IMPACT RESISTANCE | SHINGLES | | | |
|-------------------|----------|---------|--------|---------|
| | Mystique | Everest | Manoir | Vangard |
| CLASS 3 (FM 4473) | ● | ● | ● | |
| CLASS 4 (UL 2218) | | | | ● |

Product shown: VANGARD / Autumn Brown



FLEXIBILITY, DURABILITY, AND PROTECTION

Our shingles are all designed with one goal in mind: to provide your home with the protection it needs.

And when you need that extra protection, we've got you covered. Whether you live in a hail prone area or whether you just want that extra peace of mind, we have the shingles to suit your needs.

Our proprietary SeBS and SBS asphalt formulations allow us to offer shingles bearing a rating of FM 4473 Class 3 and even UL 2218 Class 4 for impact resistance. That kind of rating offers protection against hail larger than golf balls!



Available in our **MANOIR Premium shingles**, which meet the requirements of the FM 4473 Class 3 Impact Resistance rating.



For ultimate impact protection, turn to our **VANGARD shingles** with SBS asphalt formulation. They come with a Class 4 Impact Resistance rating, which is the highest rating possible!

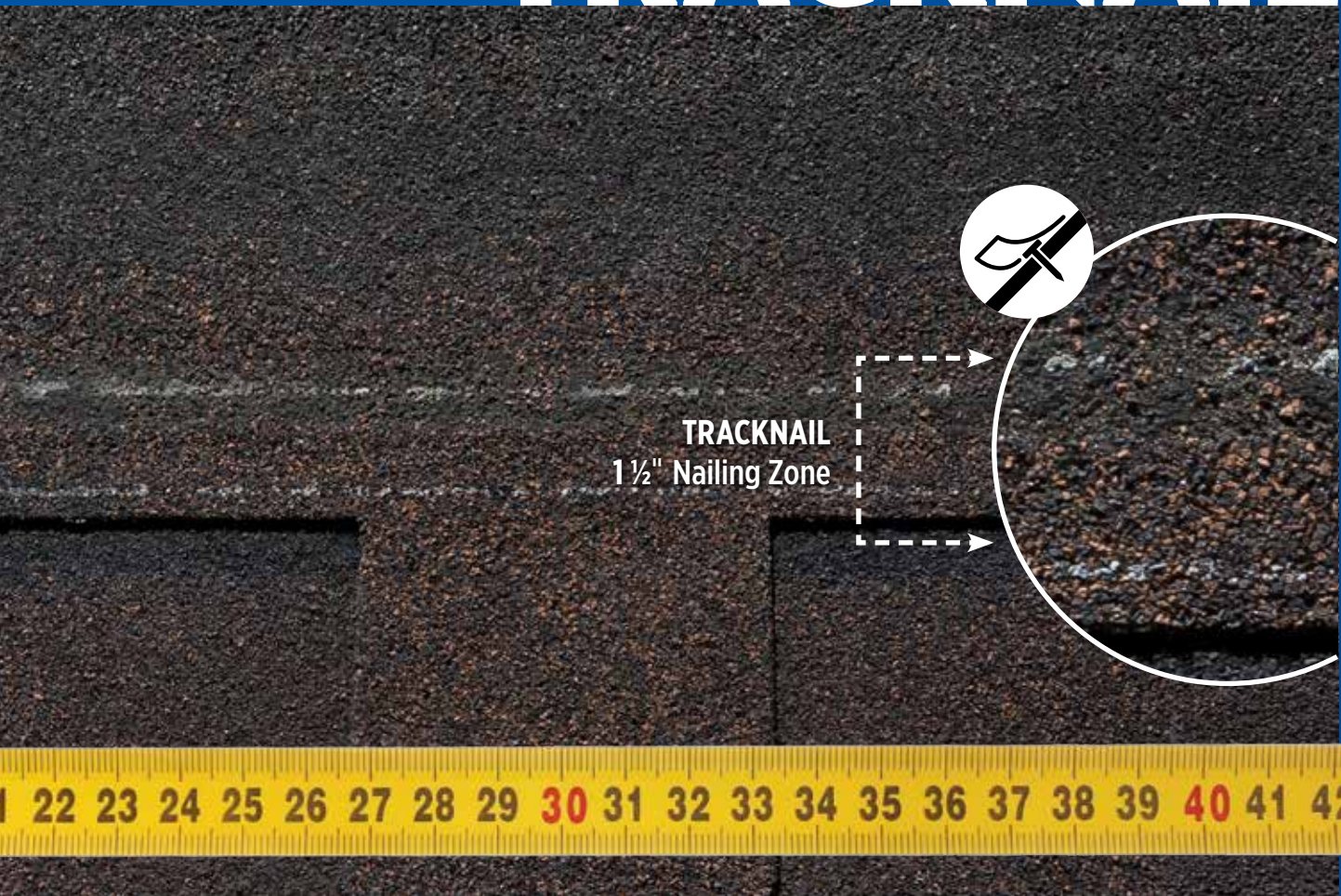
Did you know? Some insurance companies grant insurance premium discounts to homeowners who choose to use Class 4 Impact Resistance rated shingles for their roof! Contact your insurer to see if you qualify.

A LAMINATED SHINGLE INNOVATION

Our expanded 1-1/2" TRACKNAIL Nailing Zone gives the installer the flexibility they need to make sure they nail the shingles right where they need to ensure optimal holding power while the adhesive gets activated.

Available on Everest, Mystique, and Vanguard shingles.

TRACKNAIL



Product shown: EVEREST / Autumn Brown

42 INCHES

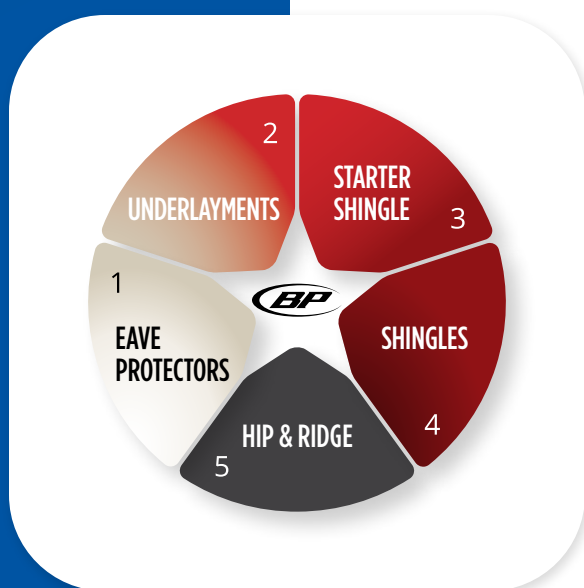
OR WHY SIZE MATTERS

Bigger shingles means fewer shingles to handle and install, and it also reduces the risk of water infiltration between shingles. In other words, this simple feature makes your installer's job easier while improving your roof's performance. Not bad, eh?

SAVE UP TO 13%

WEATHER-TITE[®] ROOFING SYSTEM





Weather-Tite® ROOFING SYSTEM

Shingles are the star of your roof. And just like any star, they perform their best when they can count on the support of the proper backup. That is why we have developed the **WEATHER-TITE® ROOFING SYSTEM**.

The concept is simple: use BP products on all 5 components of your roof, as per manufacturer's instructions. By doing so, you automatically get enhanced warranty coverage. No fee, no registration, just the best protection of its kind.

Turn to page 10 for all the benefits of the **WEATHER-TITE® ROOFING SYSTEM WARRANTY**.

EAVE PROTECTION

1
EAVE
PROTECTORS



Apply eave protection in the areas that are most at risk for water infiltration: where snow/ice tends to accumulate (on eaves and along valleys), where planes connect (on hip and ridge, valleys), and alongside protruding objects (chimney, window). **Eave protection** will act as a gutter, keeping rainwater from infiltrating the roof deck.



GRIPGARD®
GRIPGARD® is a self-sealing granulated membrane available in a convenient box.



WEATHERTEX®
WEATHERTEX® is a self-sealing sanded membrane.



**SMOOTH SURFACE
ROLL ROOFING**
Smooth surface base sheet roll roofing coated on both sides with fine mineral matter.



**SLATE SURFACE
ROLL ROOFING**
This cap sheet slate surface roll roofing is finished on the exposed side with mineral granules.

UNDERLAYMENTS




Whether you opt for a synthetic membrane or organic saturated felt, apply this second line of defence over the entire surface of the roof to keep any water away from the roofing deck.



BP PRODECK®

BP PRODECK® is a light-weight, synthetic roofing underlayment made of woven polypropylene and a non-woven topcoat.



DECKGARD™

DECKGARD™ is a sturdy, woven polypropylene, synthetic roofing underlayment.



SUREDECK®

SUREDECK® is a woven polypropylene, synthetic roofing underlayment.



ORGANIC SATURATED FELT

Type 15 • Type 30
#15 • #15 CSA Pro
#15 CSA Classic

STEP 3 WEATHER-TITE® ROOFING SYSTEM

STARTER SHINGLE

STARTER
SHINGLE

3



This first row of shingles will ensure the bottom part of your roof is properly sealed. For this step, you can use 3-tab shingles from which you cut out the tabs or you can go with our pre-cut, ready-to-use starter shingles to save yourself some time and reduce job site waste.

**BP STARTER
STRIPS**



**BP CLASSIC
CUT-OFF
3-TAB SHINGLES**




STEP 4 WEATHER-TITE® ROOFING SYSTEM

SHINGLES

SHINGLES

4



Whether you opt for 3-tab or laminate shingles, you can count on our shingles to be your home's first line of defence against the elements. Beyond aesthetics, their main purpose is to allow rain to slide down your roof.



TURN TO PAGES 16 - 25 FOR OUR COMPLETE RANGE OF SHINGLES.

HIP & RIDGE

5

HIP & RIDGE

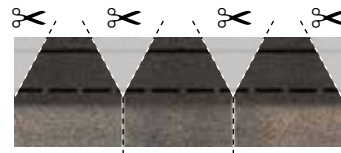


Cap off those hips and ridges to prevent water from infiltrating through joints on the top of your roof. This can be accomplished using cut-off 3-tab shingles, or you can turn to pre-cut products for an impeccable finish.



MONT-BLANC™ & CROWN RIDGE™

MONT-BLANC™ and **CROWN RIDGE™** are pre-scored so they easily separate into 3 perfectly sized tabs without the need of a knife. Their EZ FOLD design also makes multi-ply installation a breeze by simply folding the shingle onto itself.



CUT-OFF 3-TAB SHINGLES

CUT-OFF 3-Tab shingles are traditionally used to cap off a roof. This method is still popular, though roofing professionals are now turning to more time – and material – efficient solutions.



TURN TO PAGE 26 FOR OUR COMPLETE RANGE OF HIP & RIDGE SHINGLES.

STEP 4: SHINGLES

MYSTIQUE

LIMITED LIFETIME WARRANTY

All-around worry-free protection

MYSTIQUE shingles are uniquely designed with oversized tabs. They feature dramatic 3-dimensional shadow bands to create a sharp, unique look, that is both eye-catching and strikingly elegant.

Choose from an extensive palette of vintage and earth-tone colours designed to instantly enhance your home's curb appeal.

Product colour shown: **Morning Mist**



LIMITED LIFETIME
Warranty

UP TO 220 KM/H
High Wind Warranty

CLASS 3
Impact Resistance

NEW



MORNING MIST



SLATE GREY



2-TONE BROWN



RUSTIC CEDAR



REDWOOD



ANTIQUE SLATE



BARKWOOD



CLASSIC BROWN



2-TONE BLACK



MIDNIGHT BLUE



FOREST GREEN

NOTE: Due to limitations of the printing process, actual shingle colours and granule blends could be different from the photos. It is recommended that you view a full size shingle before making a final colour selection. We reserve the right to change colours at any time.

STEP 4: SHINGLES

EVEREST

LIMITED LIFETIME WARRANTY

Protection to suit your lifestyle

EVEREST is a double-layer laminate shingle featuring larger tabs, dramatic 3-dimensional shadow bands, and drifted colouring to create a deep, bold, and dynamic style.

Choose from a heritage palette of random contrast colours to frame your home with subtle elegance, creating heightened curb appeal that's sure to turn heads.

Product colour shown: *Twilight Grey*



LIMITED LIFETIME
Warranty

UP TO 220 KM/H
High Wind Warranty

CLASS 3
Impact Resistance



TWILIGHT GREY



COBALT BLACK



AUTUMN BROWN

NOTE: Due to limitations of the printing process, actual shingle colours and granule blends could be different from the photos. It is recommended that you view a full size shingle before making a final colour selection. We reserve the right to change colours at any time.

MANOIR

LAMINATED SHINGLES

Old-World Charm, New-World Performance.

MANOIR is the crown jewel of our laminated shingle collection. Just like landmark castles of the old continent, Manoir shingles were made to last and handle the roughest weather, all while retaining their aura of prestige.

Their extensive dual-layer construction, elastomeric asphalt formulation, and Weather-Tite® Plus technology ensure longer-lasting protection.

Product colour shown: **Bavaria**



UP TO 220 KM/H
Standard Wind Warranty

LIMITED LIFETIME
Warranty

CLASS 3
Impact Resistance



VERSAILLES



BALMORAL



BAVARIA



VIENNA



CARCASSONNE

NOTE: Due to limitations of the printing process, actual shingle colours and granule blends could be different from the photos. It is recommended that you view a full size shingle before making a final colour selection. We reserve the right to change colours at any time.

STEP 4: SHINGLES

VANGARD

LIMITED LIFETIME WARRANTY

Your home's own Canadian Shield

VANGARD shingles bear a UL 2218 Class 4 rating against impacts, which is the highest possible rating for that category. This means that when it comes to hail and other impacts, these shingles will truly act as your Canadian Shield. And with a palette composed of our most popular colours, you know they will look good while doing it, too.

Product colour shown: *Twilight Grey*



SILVER GREY



TWILIGHT GREY



AUTUMN BROWN



SHADOW BLACK



WEATHERED ROCK

NOTE: Due to limitations of the printing process, actual shingle colours and granule blends could be different from the photos. It is recommended that you view a full size shingle before making a final colour selection. We reserve the right to change colours at any time.

STEP 4: SHINGLES

DAKOTA

25-YEAR WARRANTY

A time-tested shingle

DAKOTA offers a selection of elegant colours; each features a subtle tonal drift, creating a dynamic look that matches a range of home styles. Use them as starter shingles and hip & ridge to complement Mystique laminated shingles or use them on their own for a distinctive 3-tab pattern.

Product colour shown: **2-tone brown**



SLATE GREY



FOREST GREEN



MIDNIGHT BLUE



REDWOOD



2-TONE BLACK



2-TONE BROWN

NOTE: Due to limitations of the printing process, actual shingle colours and granule blends could be different from the photos. It is recommended that you view a full size shingle before making a final colour selection. We reserve the right to change colours at any time.

STEP 5: HIP & RIDGE

MONT-BLANC™ CROWN RIDGE™



E-Z FOLD SHINGLE

for quick and easy layered application



NO KNIFE REQUIRED:

pre-scored shingles with easy-to-tear tabs



CHOOSE FROM 1-, 2- OR 3-LAYER

application for a look as unique as you are.



AVAILABLE IN A WIDE RANGE OF COLOURS

to match our popular laminated shingles

They say you can't please everyone, but we beg to differ. Our new **MONT-BLANC™** and **CROWN RIDGE™** Hip & Ridge shingles will delight homeowners with their colour palette designed to match our existing laminated shingles and their choice of 1-, 2-, or 3-layer application. Roofing professionals will be just as thrilled with **MONT-BLANC™** and **CROWN RIDGE™**'s pre-scored **E-Z FOLD** design allowing for a no-knife quick and flawless installation.

HIP & RIDGE COLOUR MATCH BY SHINGLE LINE

| MONT-BLANC™ Colours* | MORNING MIST <i>NEW</i> | TWILIGHT GREY | COBALT BLACK | AUTUMN BROWN | SLATE GREY | WEATHERED ROCK | RUSTIC CEDAR | CLASSIC BROWN | BARKWOOD | ANTIQUE SLATE | 2-TONE BROWN | 2-TONE BLACK |
|-------------------------|-------------------------------|------------------|------------------|-----------------|-----------------|-------------------|-----------------|------------------|----------|------------------|-----------------|-----------------|
| MYSTIQUE Colours | MORNING MIST <i>NEW</i> | | | | SLATE GREY | | RUSTIC CEDAR | CLASSIC BROWN | BARKWOOD | ANTIQUE SLATE | 2-TONE BROWN | 2-TONE BLACK |
| EVEREST Colours | | TWILIGHT GREY | COBALT BLACK | AUTUMN BROWN | | | | | | | | |
| VANGARD Colours | | TWILIGHT GREY | SHADOW BLACK* | AUTUMN BROWN | SILVER GREY* | WEATHERED ROCK | | | | | | |

* Available in WHITE CAP™ Hip & Ridge only.

| CROWN RIDGE™ Colours* - for use with MANOIR shingles | VERSAILLES | BALMORAL | BAVARIA | VIENNA | CARCASSONNE |
|---|------------|----------|---------|--------|-------------|
| | | | | | |

The latest creation from our exclusive **CHROMA™** Colour Lab, **CROWN RIDGE™**'s 5 exclusive colours were created to match our premium MANOIR shingles beautifully.

chroma™
COLOUR LAB

NOTE: Due to limitations of the printing process, actual shingle colours and granule blends could be different from the photos. It is recommended that you view a full size shingle before making a final colour selection. We reserve the right to change colours at any time.

Weather-Tite® ROOFING SYSTEM *Exclusive to BP!* WARRANTY

Install BP products, manufactured for quality and compatibility, to get the best return on your investment as well as long-lasting peace of mind.

RESIDENTIAL BUILDING^{1,2} 3-TAB SHINGLES (Dakota) & LAMINATED SHINGLES (Mystique, Everest, Manoir, Vanguard)



ENHANCED!

UNIQUE
to BP

| | DAKOTA | | MYSTIQUE, EVEREST, MANOIR* | | VANGARD | |
|-------------------------------------|---|---|--|---|--|---|
| | STANDARD LIMITED WARRANTY | WEATHER-TITE® ROOFING SYSTEM LIMITED WARRANTY | STANDARD LIMITED WARRANTY | WEATHER-TITE® ROOFING SYSTEM LIMITED WARRANTY | STANDARD LIMITED WARRANTY | WEATHER-TITE® ROOFING SYSTEM LIMITED WARRANTY |
| WARRANTY TERM | 25 ³ - YEARS | | LIMITED LIFETIME | | LIMITED LIFETIME | |
| TOTAL PROTECTION PERIOD | UNAVAILABLE | YEAR 1 Replacement of all components of the defective area of the roof without exclusions | UNAVAILABLE | YEARS 1 to 2 Replacement of all components of the defective area of the roof without exclusions | UNAVAILABLE | YEARS 1 to 5 Replacement of all components of the defective area of the roof without exclusions |
| UP-FRONT PROTECTION PERIOD | YEARS 1 to 5 Defective shingles and labour to install shingles only | YEARS 2 to 10 Replacement of all components of the defective area of the roof excluding disposal | YEARS 1 to 15 Defective shingles and labour to install shingles only | YEARS 3 to 20 Replacement of all components of the defective area of the roof excluding disposal | YEARS 1 to 15 Defective shingles and labour to install shingles only | YEARS 6 to 20 Replacement of all components of the defective area of the roof excluding disposal |
| LIFETIME WARRANTY PROTECTION PERIOD | UNAVAILABLE | AFTER YEAR 10 Prorated coverage of defective shingles only | AFTER YEAR 15 Prorated coverage of defective shingles only | AFTER YEAR 20 Prorated coverage of defective shingles only | AFTER YEAR 15 Prorated coverage of defective shingles only | AFTER YEAR 20 Prorated coverage of defective shingles only |
| TRANSFERABILITY | 1 TIME 100% - transfer within first 5 years Written Notification within 30 days Transfer Cost: \$100 | 1 TIME 100% - transfer within FIRST 10 YEARS Written Notification WITHIN 60 DAYS Transfer Cost: FREE | 1 TIME 100% - transfer within first 10 years Written Notification within 30 days Transfer Cost: \$100 | 1 TIME 100% - transfer within FIRST 20 YEARS Written Notification WITHIN 60 DAYS Transfer Cost: FREE | 1 TIME 100% - transfer within first 10 years Written Notification within 30 days Transfer Cost: \$100 | 1 TIME 100% - transfer within FIRST 20 YEARS Written Notification WITHIN 60 DAYS Transfer Cost: FREE |
| WIND WARRANTY | REGULAR INSTALLATION: 180 KM/H – 110 MPH HIGH WIND INSTALLATION: 200 KM/H – 125 MPH | | REGULAR INSTALLATION: 180 KM/H – 110 MPH HIGH WIND INSTALLATION: 220 KM/H – 135 MPH *MANOIR STANDARD INSTALLATION: 220 KM/H – 135 MPH | | | |
| ALGAE WARRANTY | 5 YEARS | | 10 YEARS | | | |

Eligible Buildings: Single-family home (or row house with a physically delimited roof) provided the individual is the sole owner of the home that serves as the owner's residence.

DISCLAIMERS: ¹ For **NON RESIDENTIAL** buildings, please refer to our website at bpcan.com. • ² Warranty limited to the original labour and materials cost. • ³ Applies to **DAKOTA** 3-tab shingles. Please visit bpcan.com to review all legal documents and requirements for the **Standard Warranty (Standard Limited Warranty)** and **Weather-Tite® Roofing System Limited Warranty**.

FOR MORE DETAILS ON THE WEATHER-TITE® ROOFING SYSTEM, PLEASE TURN TO PAGE 10.

SPECIFICATIONS

LAMINATED SHINGLES



| DIMENSIONS (APPROX.) | EXPOSURE | AVERAGE NUMBER OF SHINGLES PER 3 BUNDLES | AVERAGE COVERAGE PER BUNDLE | INSTALLATION | SPECIFICATION COMPLIANCE | WARRANTY PERIOD (YRS) | WIND PROTECTION* | |
|-----------------------------------|---------------|--|-----------------------------|---|--|-----------------------|---|--|
| MYSTIQUE | | | | | | | | |
| 1 067 mm × 356 mm (42" × 14") | 152 mm (6") | 57 | 3.06 m² (32.9 sq. ft.) | Standard slope: ≥ 1:3 (4/12) Low slope: ≥ 1:6 (2/12) to < 1:3 (4/12) | FM 4473 Class 3 Impact Resistance CSA A123.5, CSA A123.51, CSA A123.52 ASTM D3462, ASTM D3018, ASTM D7158 – CLASS H ASTM D3161 – CLASS F UL 790 Fire Resistance A CAN/ULC S107, and ASTM E108 Fire Resistance Class A | Limited Lifetime | STANDARD Application¹: 180 km/h (110 mph) | HIGH WIND Application²: 220 km/h (135 mph) |
| EVEREST | | | | | | | | |
| 1 067 mm × 356 mm (42" × 14") | 152 mm (6") | 57 | 3.06 m² (32.9 sq. ft.) | Standard slope: ≥ 1:3 (4/12) Low slope: ≥ 1:6 (2/12) to < 1:3 (4/12) | FM 4473 Class 3 Impact Resistance CSA A123.5, CSA A123.51, CSA A123.52 ASTM D3462, ASTM D3018, ASTM D7158 – Class H, ASTM D3161 – Class F CAN/ULC S107, UL790 and ASTM E108 Fire Resistance Class A | Limited Lifetime | STANDARD Application¹: 180 km/h (110 mph) | HIGH WIND Application²: 220 km/h (135 mph) |
| MANOIR | | | | | | | | |
| 1 029 mm × 343 mm (40 ½" × 13 ½") | 146 mm (5 ¾") | 60 | 3 m² (32.3 sq. ft.) | Standard slope: ≥ 1:3 (4/12) Low slope: ≥ 1:6 (2/12) to < 1:3 (4/12) | FM 4473 Class 3 Impact Resistance CSA A123.5, CSA A123.51, CSA A123.52 ASTM D3462, ASTM D3018, ASTM D7158 – Class H, ASTM D3161 – Class F CAN/ULC S107, UL790 and ASTM E108 Fire Resistance Class A | Limited Lifetime | STANDARD Application¹: 220 km/h (135 mph) | HIGH WIND Application²: Not applicable |
| VANGARD | | | | | | | | |
| 1 067 mm × 356 mm (42" × 14") | 152 mm (6") | 57 | 3.06 m² (32.9 sq. ft.) | Standard slope: ≥ 1:3 (4/12) Low slope: ≥ 1:6 (2/12) to < 1:3 (4/12) | UL2218 Class 4 Impact Resistance CSA A123.5, CSA A123.51, CSA A123.52 ASTM D3462, ASTM D3018, ASTM D7158 – Class H, ASTM D3161 – Class F CAN/ULC S107, UL790 and ASTM E108 Fire Resistance Class A | Limited Lifetime | STANDARD Application¹: 180 km/h (110 mph) | HIGH WIND Application²: 220 km/h (135 mph) |

1. Standard Wind Warranty applies when shingles are installed using standard application. 2. High Wind Warranty applies when shingles are installed using high wind application.
* Please refer to application instructions on bpcan.com for more information.

SPECIFICATIONS (CONT.)

3-TAB SHINGLES



| DIMENSIONS (APPROX.) | EXPOSURE | AVERAGE NUMBER OF SHINGLES PER BUNDLE | AVERAGE COVERAGE PER BUNDLE | INSTALLATION | SPECIFICATION COMPLIANCE | WARRANTY PERIOD (YRS) | WIND PROTECTION* | |
|--------------------------------------|------------------|---------------------------------------|--|--|---|-----------------------|--|---|
| DAKOTA | | | | | | | | |
| 1 000 mm × 336 mm (39 ⅜" × 13 ¼") | 143 mm (5 ⅝") | 21 | 3 m² (32.3 sq. ft.) or 9 linear m (29.6 linear ft.) if used for hip & ridge | Standard slope: ≥ 1:3 (4/12) Low slope: ≥ 1:6 (2/12) to < 1:3 (4/12) | CSA A123.5, CSA A123.51, CSA A123.52, ASTM D3462, ASTM D3018 ASTM D3161 – Class F UL 790, CAN/ULC S107, and ASTM E108 Fire Resistance Class A | 25 | STANDARD Application¹: 180 km/h (110 mph) | HIGH WIND Application²: 200 km/h (125 mph) |

1. Standard Wind Warranty applies when shingles are installed using standard application. 2. High Wind Warranty applies when shingles are installed using high wind application.
* Please refer to application instructions on bpcan.com for more information.

HIP & RIDGE

| DIMENSIONS (APPROX.) | EXPOSURE | SHINGLES / BUNDLE | COVERAGE / BUNDLE | SPECIFICATION COMPLIANCE | WARRANTY PERIOD (YEARS) | WIND PROTECTION* |
|--|--------------------|-------------------|--|--|----------------------------|------------------|
| MONT-BLANC & CROWN RIDGE | | | | | | |
| 1 000 mm × 336 mm (39 3/8" × 13 1/4") | 143 mm (5 5/8") | 21 | 1-layer application: 29.6 lin. ft. (9 lin. m.) 2-layer application: 14.8 lin. ft. (4.5 lin. m.) 3-layer application: 9.8 lin. ft. (3 lin. m.) | CSA A123.5 ASTM D3462 ASTM D3161, Class A, D and F Meets Class A requirements for roof coverings fire test in accordance with ASTM E108, UL790 and CAN/ULC S107 | Same as shingles installed | |

* Please refer to detailed warranty documents and application instructions for complete information.



**YOUR ROOF
YOUR ROOFER
YOUR PEACE
OF MIND**



ENTRUST YOUR PROJECT TO A BP CERTIFIED ROOFER

In order to become **BP CERTIFIED**, roofers must first comply with our strict list of requirements.

By hiring a **BP CERTIFIED ROOFER**, you are entrusting your project to a highly qualified expert who will ensure your roofing work is completed with absolute care and precision, and who will:

- *Verify the condition of your roof deck and recommend any necessary repairs;*
- *Determine the ventilation required to meet building code standards;*
- *Propose specific work, if required, such as the installation of eavestroughs or ventilated soffits;*
- *Present a complete range of BP shingles suited to your roof and your budget;*
- *Execute the work according to industry standards;*
- *Clean the work area and remove all debris from your property.*

Only a CERTIFIED ROOFER can offer our extended warranty, a lifetime warranty which includes 50-year non-prorated coverage.

Visit bpcan.com/documentation/ for complete warranty details.



BUILDING PRODUCTS OF CANADA CORP.

SINCE 1905

By Choice!



SCAN TO KNOW EVERYTHING
ABOUT OUR PRODUCTS



PROUDLY MADE IN CANADA

9510 St. Patrick St., LaSalle, QC H8R 1R9
3703 – 101 Avenue N.W., Edmonton, AB T6P 1X7

BPCAN.COM



*Due to limitations of the printing process, actual shingle colours
and granule blends could be different from the photos.*

*It is recommended that you view a full size shingle before making a final
colour selection. We reserve the right to change colours at any time.*

PRINTED IN CANADA / 01-2023 / GBL-EAST